

WISCONSIN FAMILIES STRUGGLE TO AFFORD CHILD CARE

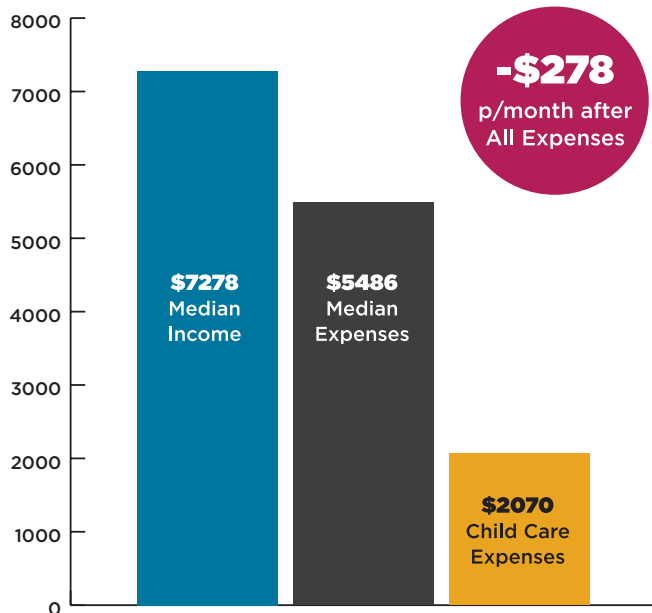
WHAT DOES THAT LOOK LIKE IN YOUR COUNTY?



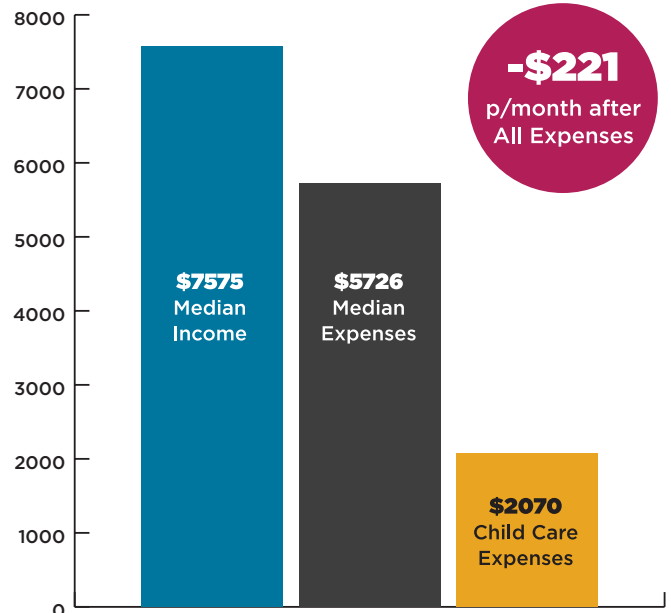
Wisconsin Early Childhood Association partnered with the Committee for Economic Development to develop a calculator tool that allows users to select their county and determine whether or not a family can access the licensed child care market after paying for basic monthly expenses.

This real-life simulation using accurate cost and economic data incorporates median county income and allows users to select a number of criteria. This includes number of children, type of care, and basic expenses like utilities, food, housing, vehicles, and insurance. The result is how much is left over after paying for those basic expenses. Not surprisingly, child care costs send far too many Wisconsin families into the red each month.

Grant County Group Child Care Scenario: 1 Infant and 1 3-Year-Old



Green County Group Child Care Scenario: 1 Infant and 1 3-Year-Old



Scan the code with your smartphone's camera to visit the website and use the calculator yourself. Or, visit <https://weca.info/AffordCalculator>.



WISCONSIN FAMILIES STRUGGLE TO AFFORD CHILD CARE

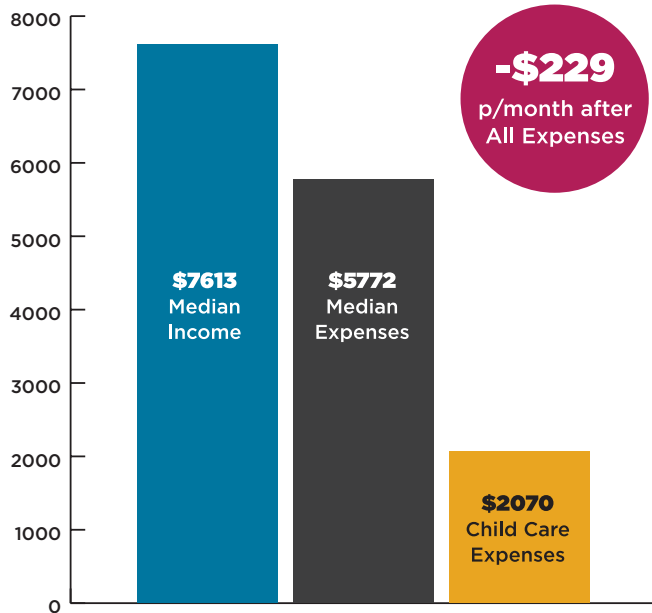
WHAT DOES THAT LOOK LIKE IN YOUR COUNTY?



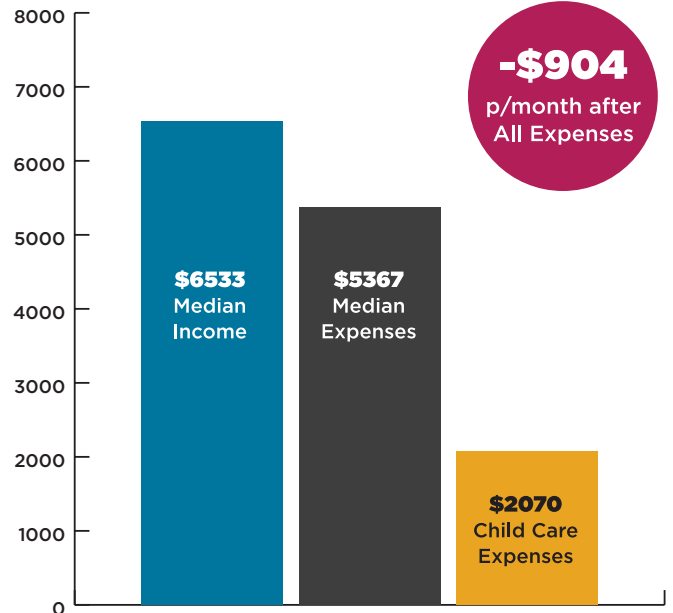
Wisconsin Early Childhood Association partnered with the Committee for Economic Development to develop a calculator tool that allows users to select their county and determine whether or not a family can access the licensed child care market after paying for basic monthly expenses.

This real-life simulation using accurate cost and economic data incorporates median county income and allows users to select a number of criteria. This includes number of children, type of care, and basic expenses like utilities, food, housing, vehicles, and insurance. The result is how much is left over after paying for those basic expenses. Not surprisingly, child care costs send far too many Wisconsin families into the red each month.

Columbia County Group Child Care Scenario: 1 Infant and 1 3-Year-Old



Richland County Group Child Care Scenario: 1 Infant and 1 3-Year-Old



Scan the code with your smartphone's camera to visit the website and use the calculator yourself. Or, visit <https://weca.info/AffordCalculator>.



WISCONSIN FAMILIES STRUGGLE TO AFFORD CHILD CARE

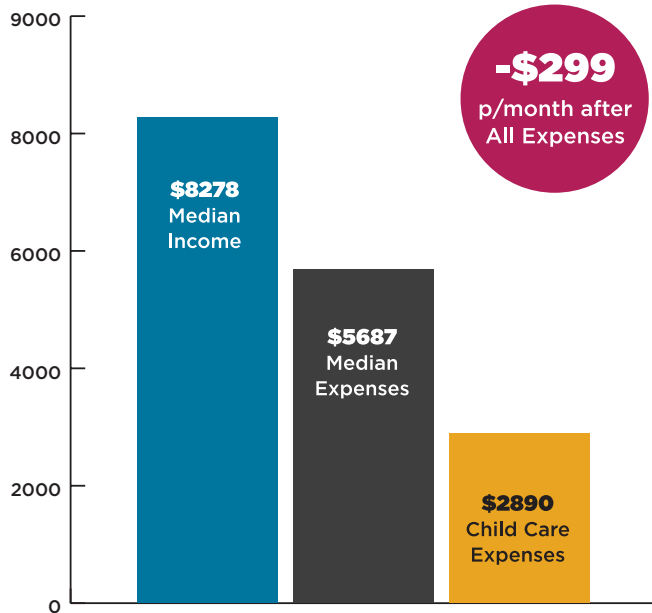
WHAT DOES THAT LOOK LIKE IN YOUR COUNTY?



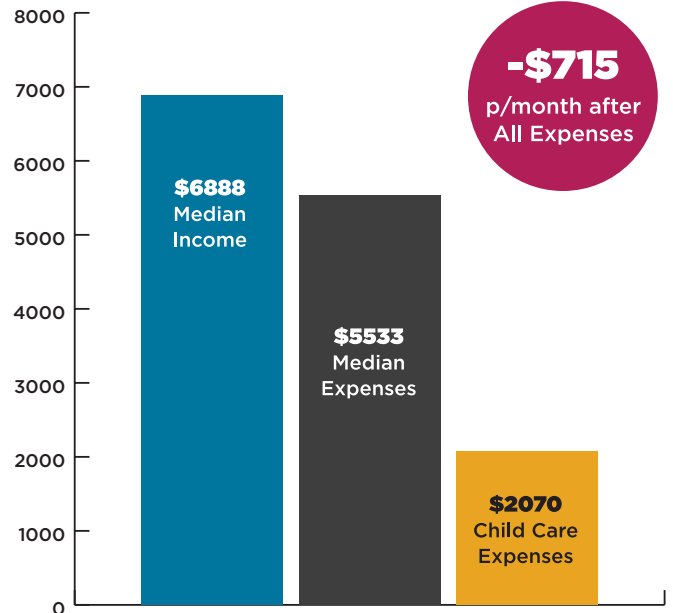
Wisconsin Early Childhood Association partnered with the Committee for Economic Development to develop a calculator tool that allows users to select their county and determine whether or not a family can access the licensed child care market after paying for basic monthly expenses.

This real-life simulation using accurate cost and economic data incorporates median county income and allows users to select a number of criteria. This includes number of children, type of care, and basic expenses like utilities, food, housing, vehicles, and insurance. The result is how much is left over after paying for those basic expenses. Not surprisingly, child care costs send far too many Wisconsin families into the red each month.

La Crosse County Group Child Care Scenario: 1 Infant and 1 3-Year-Old



Monroe County Group Child Care Scenario: 1 Infant and 1 3-Year-Old



Scan the code with your smartphone's camera to visit the website and use the calculator yourself. Or, visit <https://weca.info/AffordCalculator>.



WISCONSIN FAMILIES STRUGGLE TO AFFORD CHILD CARE

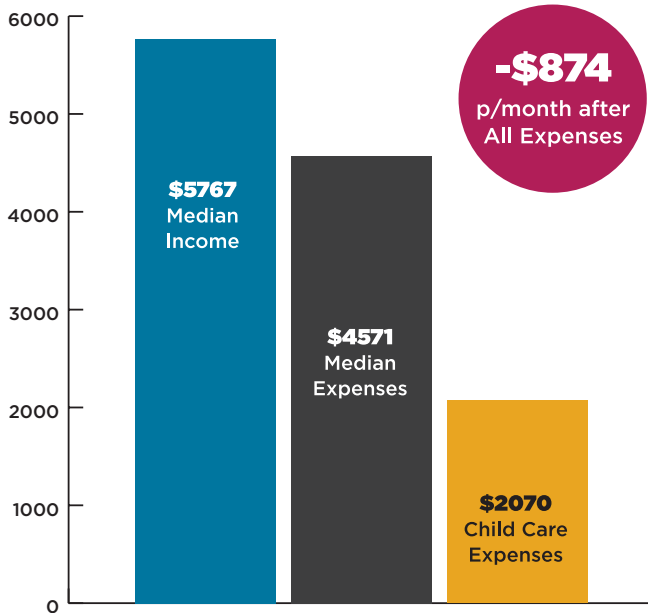
WHAT DOES THAT LOOK LIKE IN YOUR COUNTY?



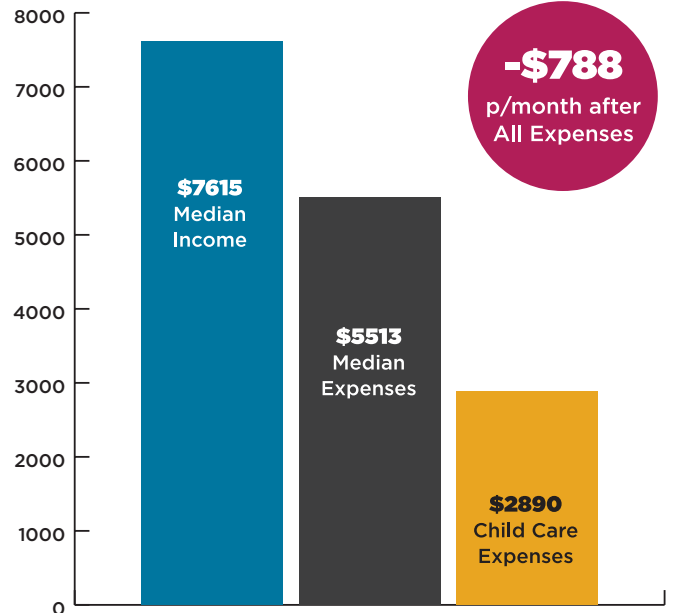
Wisconsin Early Childhood Association partnered with the Committee for Economic Development to develop a calculator tool that allows users to select their county and determine whether or not a family can access the licensed child care market after paying for basic monthly expenses.

This real-life simulation using accurate cost and economic data incorporates median county income and allows users to select a number of criteria. This includes number of children, type of care, and basic expenses like utilities, food, housing, vehicles, and insurance. The result is how much is left over after paying for those basic expenses. Not surprisingly, child care costs send far too many Wisconsin families into the red each month.

Waupaca County Group Child Care Scenario: 1 Infant and 1 3-Year-Old



Winnebago County Group Child Care Scenario: 1 Infant and 1 3-Year-Old



Scan the code with your smartphone's camera to visit the website and use the calculator yourself. Or, visit <https://weca.info/AffordCalculator>.



WISCONSIN FAMILIES STRUGGLE TO AFFORD CHILD CARE

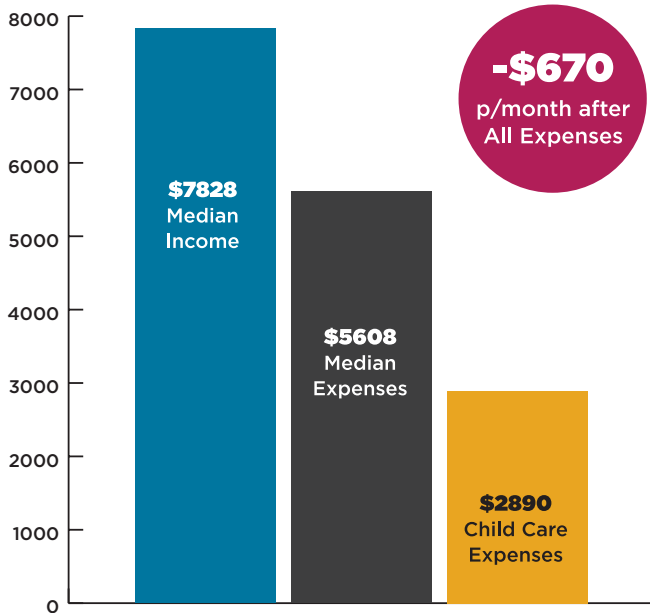
WHAT DOES THAT LOOK LIKE IN YOUR COUNTY?



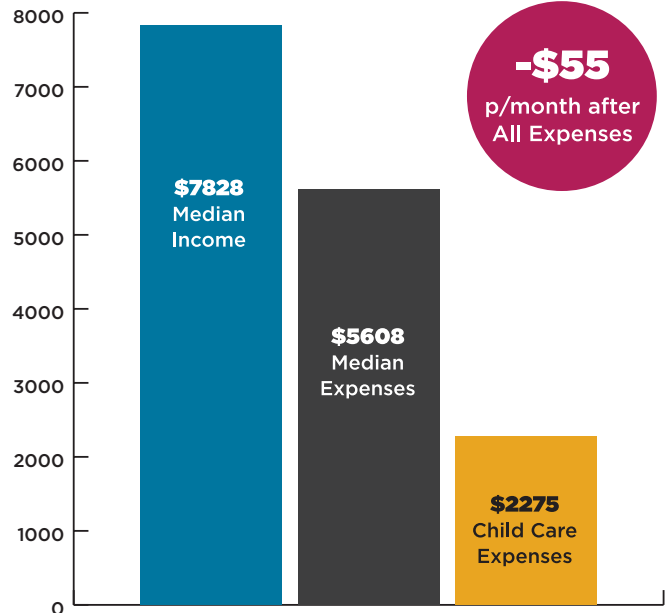
Wisconsin Early Childhood Association partnered with the Committee for Economic Development to develop a calculator tool that allows users to select their county and determine whether or not a family can access the licensed child care market after paying for basic monthly expenses.

This real-life simulation using accurate cost and economic data incorporates median county income and allows users to select a number of criteria. This includes number of children, type of care, and basic expenses like utilities, food, housing, vehicles, and insurance. The result is how much is left over after paying for those basic expenses. Not surprisingly, child care costs send far too many Wisconsin families into the red each month.

Brown County Group Child Care Scenario: 1 Infant and 1 3-Year-Old



Brown County Family Child Care Scenario: 1 Infant and 1 3-Year-Old



Scan the code with your smartphone's camera to visit the website and use the calculator yourself. Or, visit <https://weca.info/AffordCalculator>.



WISCONSIN FAMILIES STRUGGLE TO AFFORD CHILD CARE

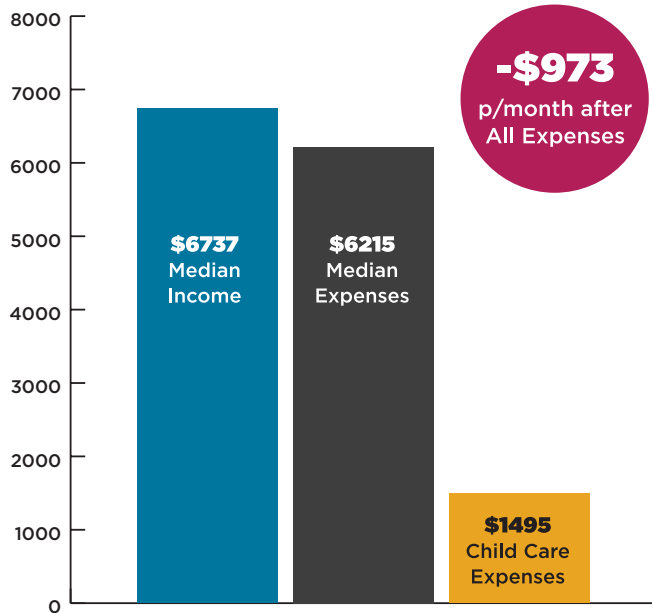
WHAT DOES THAT LOOK LIKE IN YOUR COUNTY?



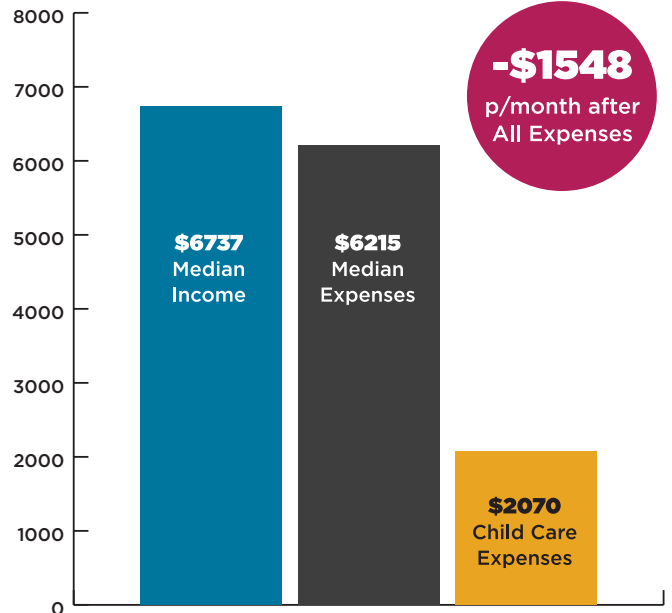
Wisconsin Early Childhood Association partnered with the Committee for Economic Development to develop a calculator tool that allows users to select their county and determine whether or not a family can access the licensed child care market after paying for basic monthly expenses.

This real-life simulation using accurate cost and economic data incorporates median county income and allows users to select a number of criteria. This includes number of children, type of care, and basic expenses like utilities, food, housing, vehicles, and insurance. The result is how much is left over after paying for those basic expenses. Not surprisingly, child care costs send far too many Wisconsin families into the red each month.

Door County Family Child Care Scenario: 1 Infant and 1 3-Year-Old



Door County Group Child Care Scenario: 1 Infant and 1 3-Year-Old



Scan the code with your smartphone's camera to visit the website and use the calculator yourself. Or, visit <https://weca.info/AffordCalculator>.



WISCONSIN FAMILIES STRUGGLE TO AFFORD CHILD CARE

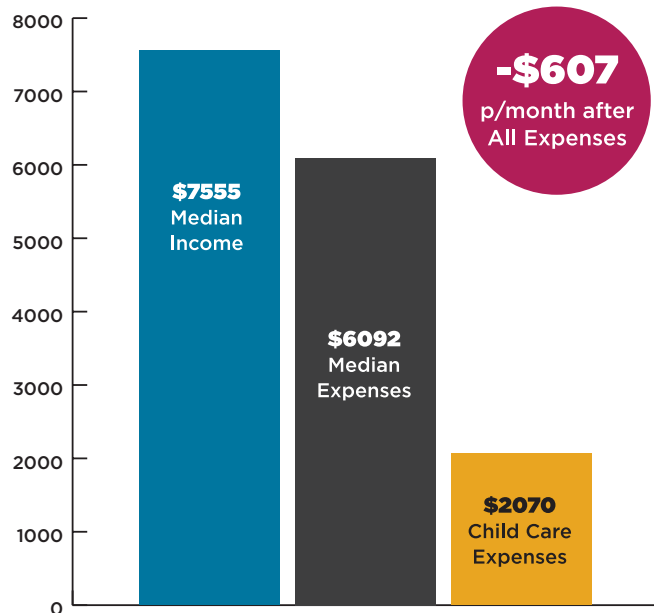
WHAT DOES THAT LOOK LIKE IN YOUR COUNTY?



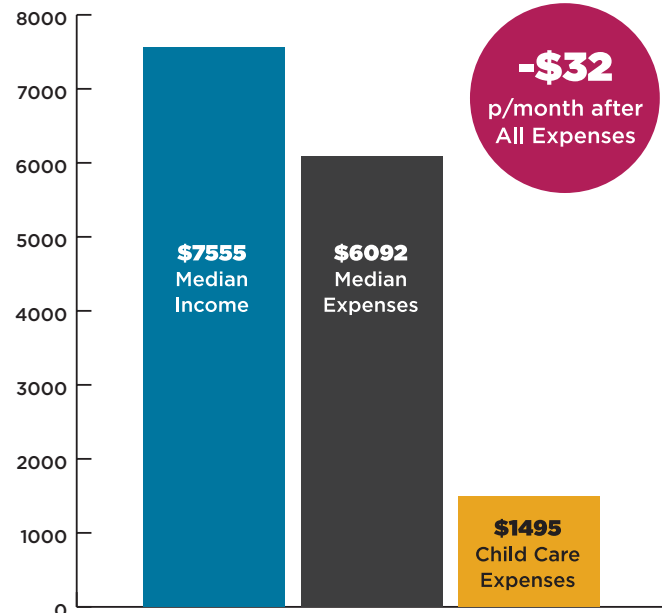
Wisconsin Early Childhood Association partnered with the Committee for Economic Development to develop a calculator tool that allows users to select their county and determine whether or not a family can access the licensed child care market after paying for basic monthly expenses.

This real-life simulation using accurate cost and economic data incorporates median county income and allows users to select a number of criteria. This includes number of children, type of care, and basic expenses like utilities, food, housing, vehicles, and insurance. The result is how much is left over after paying for those basic expenses. Not surprisingly, child care costs send far too many Wisconsin families into the red each month.

Oneida County Group Child Care Scenario: 1 Infant and 1 3-Year-Old



Oneida County Family Child Care Scenario: 1 Infant and 1 3-Year-Old



Scan the code with your smartphone's camera to visit the website and use the calculator yourself. Or, visit <https://weca.info/AffordCalculator>.



WISCONSIN FAMILIES STRUGGLE TO AFFORD CHILD CARE

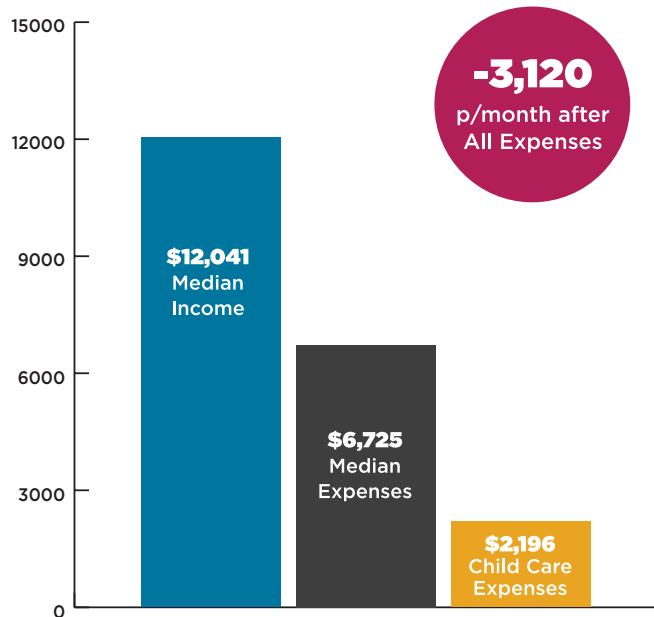
WHAT DOES THAT LOOK LIKE IN YOUR COUNTY?



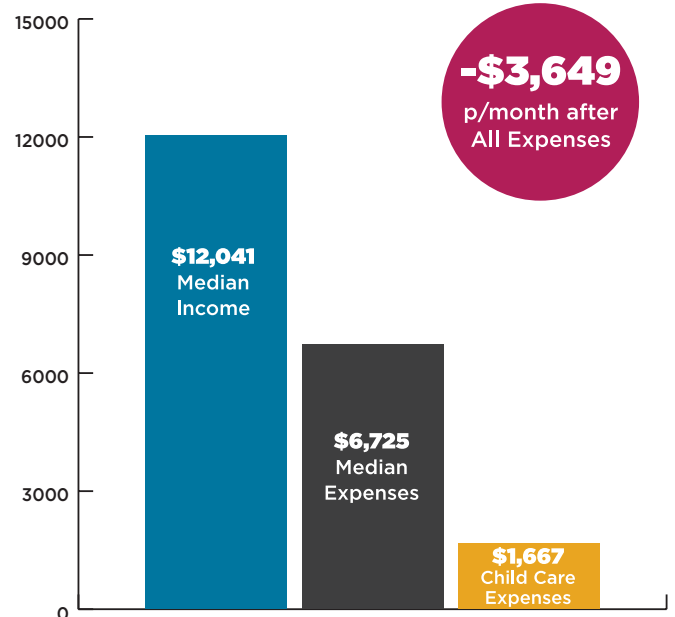
Wisconsin Early Childhood Association partnered with the Committee for Economic Development to develop a calculator tool that allows users to select their county and determine whether or not a family can access the licensed child care market after paying for basic monthly expenses.

This real-life simulation using accurate cost and economic data incorporates median county income and allows users to select a number of criteria. This includes number of children, type of care, and basic expenses like utilities, food, housing, vehicles, and insurance. The result is how much is left over after paying for those basic expenses. Not surprisingly, child care costs send far too many Wisconsin families into the red each month.

Waukesha County Group Child Care Scenario: 1 Infant and 1 3-Year-Old



Waukesha County Family Child Care Scenario: 1 Infant and 1 3-Year-Old



Scan the code with your smartphone's camera to visit the website and use the calculator yourself. Or, visit <https://weca.info/AffordCalculator>.

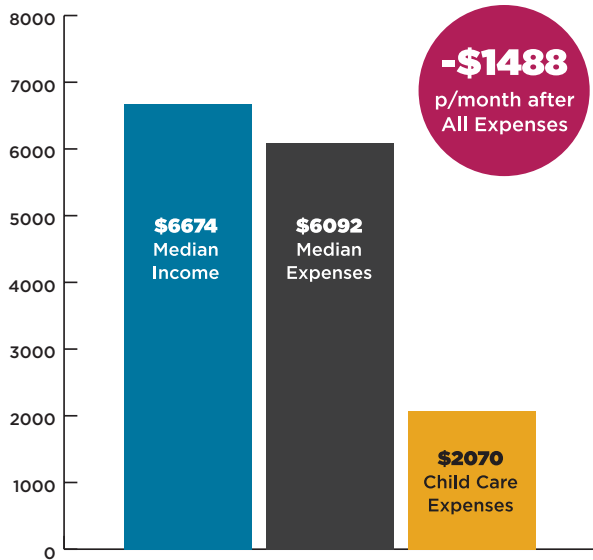


WHAT DOES CHILD CARE AFFORDABILITY LOOK LIKE IN YOUR COUNTY?

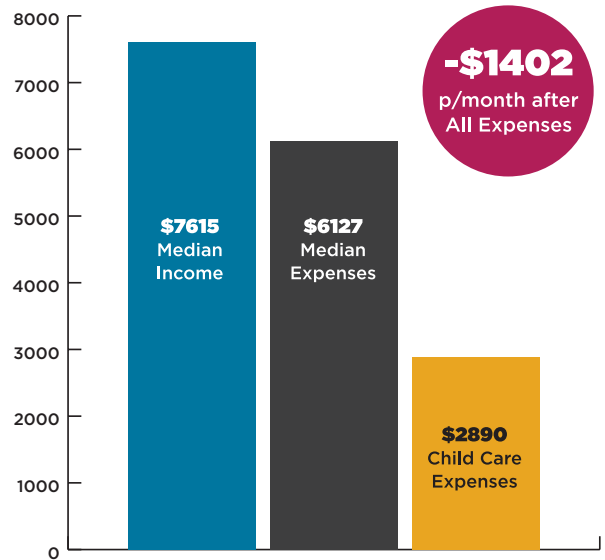


Wisconsin Early Childhood Association partnered with the Committee for Economic Development to develop a calculator tool that allows users to determine whether a family can access the licensed child care market after paying for basic expenses, like utilities, food, housing, vehicles, and insurance. Not surprisingly, child care costs send far too many Wisconsin families into the red each month.

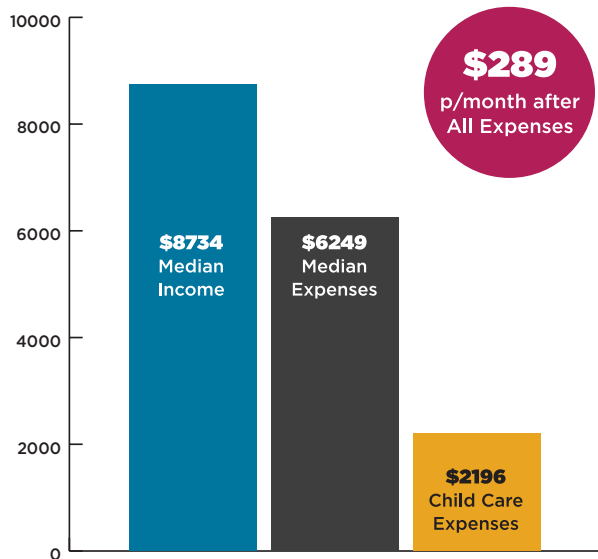
Waupaca County Group Child Care Scenario: 1 Infant and 1 3-Year-Old



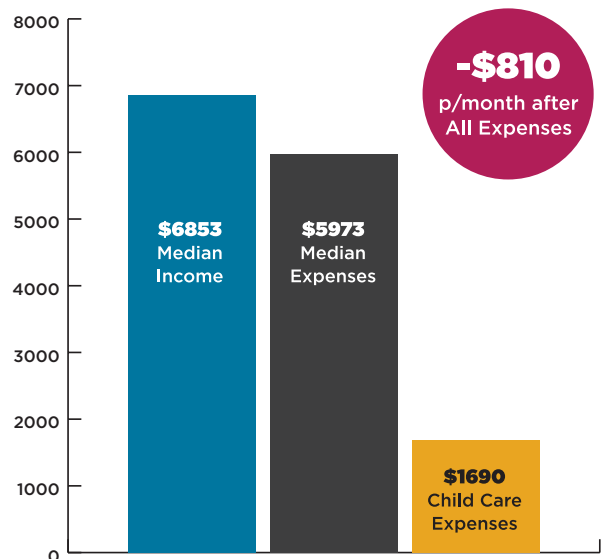
Winnebago County Group Child Care Scenario: 1 Infant and 1 3-Year-Old



Outagamie County Group Child Care Scenario: 1 Infant and 1 3-Year-Old



Waushara County Group Child Care Scenario: 1 Infant and 1 3-Year-Old



Scan the code with your smartphone's camera to visit the website and use the calculator yourself. Or, visit <https://weca.info/AffordCalculator>.



WISCONSIN FAMILIES STRUGGLE TO AFFORD CHILD CARE

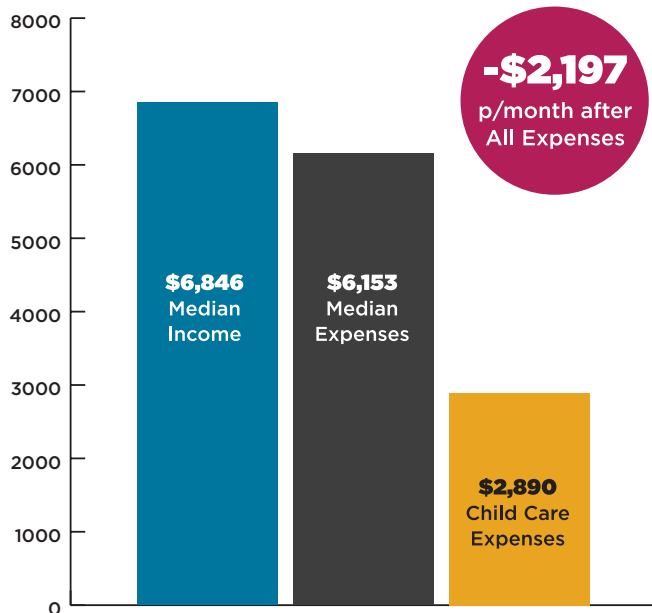
WHAT DOES THAT LOOK LIKE IN YOUR COUNTY?



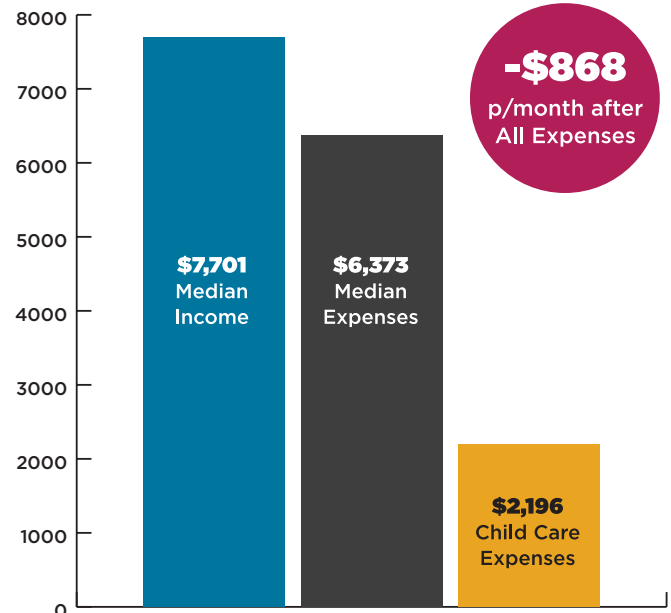
Wisconsin Early Childhood Association partnered with the Committee for Economic Development to develop a calculator tool that allows users to select their county and determine whether or not a family can access the licensed child care market after paying for basic monthly expenses.

This real-life simulation using accurate cost and economic data incorporates median county income and allows users to select a number of criteria. This includes number of children, type of care, and basic expenses like utilities, food, housing, vehicles, and insurance. The result is how much is left over after paying for those basic expenses. Not surprisingly, child care costs send far too many Wisconsin families into the red each month.

Rock County Group Child Care Scenario: 1 Infant and 1 3-Year-Old



Walworth County Group Child Care Scenario: 1 Infant and 1 3-Year-Old



Scan the code with your smartphone's camera to visit the website and use the calculator yourself. Or, visit <https://weca.info/AffordCalculator>.



WISCONSIN FAMILIES STRUGGLE TO AFFORD CHILD CARE

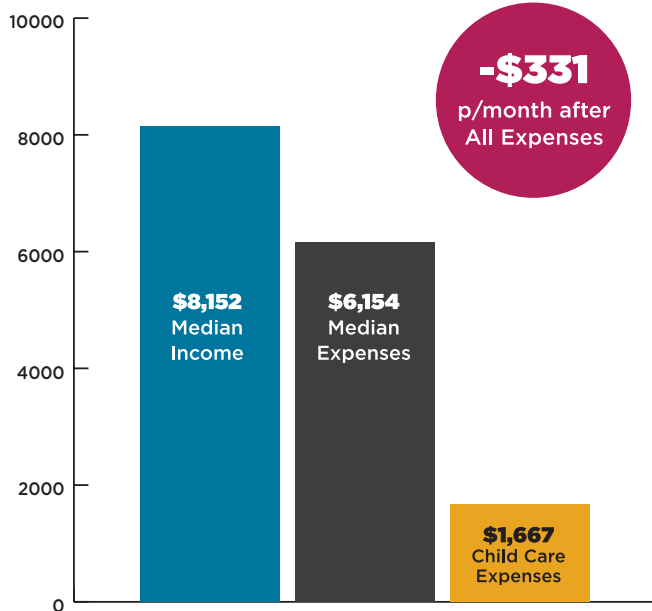
WHAT DOES THAT LOOK LIKE IN YOUR COUNTY?



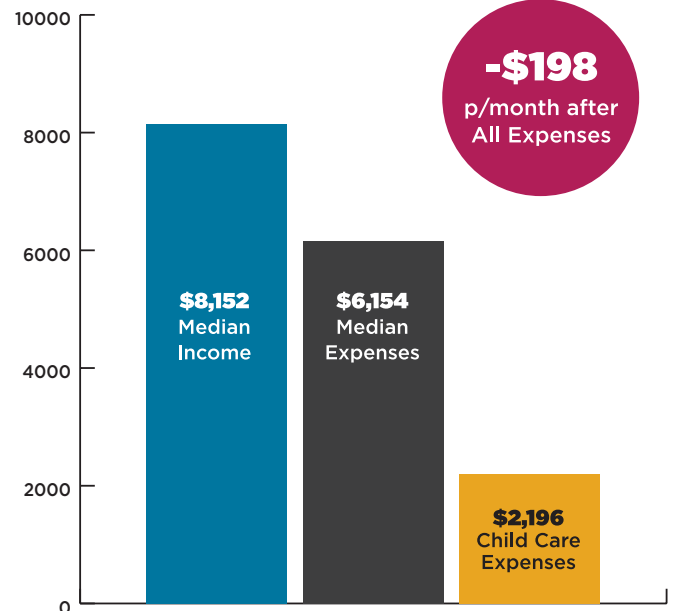
Wisconsin Early Childhood Association partnered with the Committee for Economic Development to develop a calculator tool that allows users to select their county and determine whether or not a family can access the licensed child care market after paying for basic monthly expenses.

This real-life simulation using accurate cost and economic data incorporates median county income and allows users to select a number of criteria. This includes number of children, type of care, and basic expenses like utilities, food, housing, vehicles, and insurance. The result is how much is left over after paying for those basic expenses. Not surprisingly, child care costs send far too many Wisconsin families into the red each month.

Fond du Lac County Family Child Care Scenario: 1 Infant and 1 3-Year-Old



Fond du Lac County Group Child Care Scenario: 1 Infant and 1 3-Year-Old



Scan the code with your smartphone's camera to visit the website and use the calculator yourself. Or, visit <https://weca.info/AffordCalculator>.

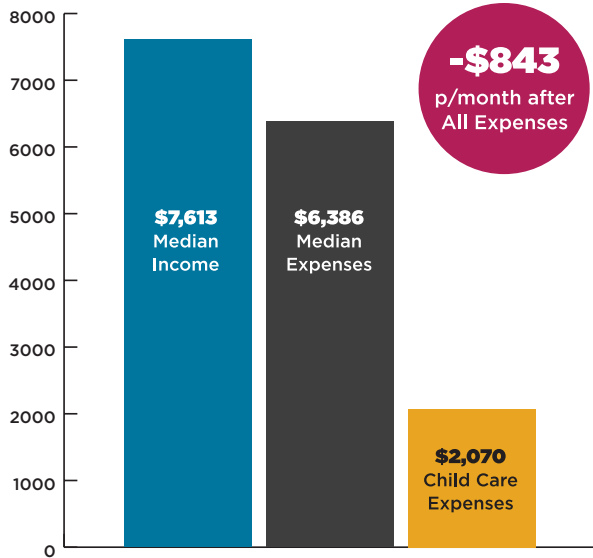


WHAT DOES CHILD CARE AFFORDABILITY LOOK LIKE IN YOUR COUNTY?

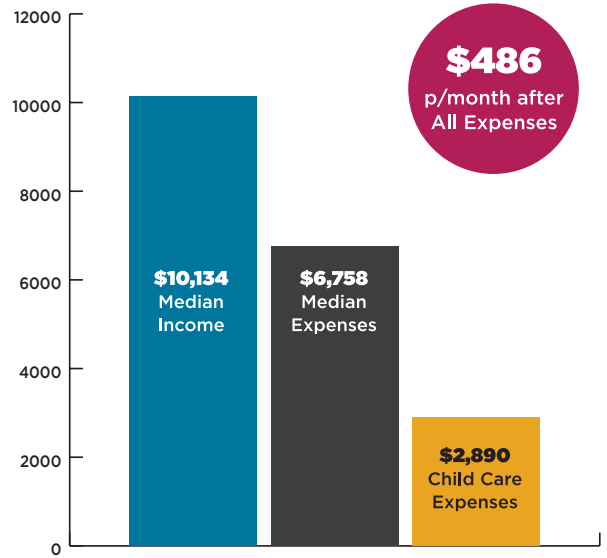


Wisconsin Early Childhood Association partnered with the Committee for Economic Development to develop a calculator tool that allows users to determine whether a family can access the licensed child care market after paying for basic expenses, like utilities, food, housing, vehicles, and insurance. Not surprisingly, child care costs send far too many Wisconsin families into the red each month.

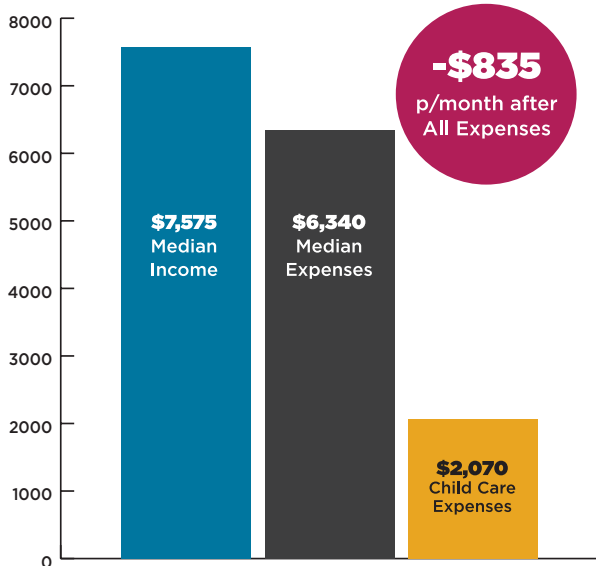
Columbia County Group Child Care Scenario: 1 Infant and 1 3-Year-Old



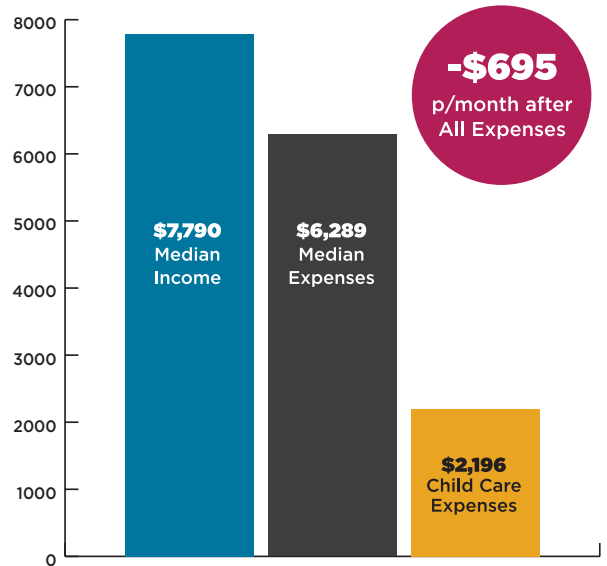
Dane County Group Child Care Scenario: 1 Infant and 1 3-Year-Old



Green County Group Child Care Scenario: 1 Infant and 1 3-Year-Old



Sauk County Group Child Care Scenario: 1 Infant and 1 3-Year-Old



Scan the code with your smartphone's camera to visit the website and use the calculator yourself. Or, visit <https://weca.info/AffordCalculator>.



WISCONSIN FAMILIES STRUGGLE TO AFFORD CHILD CARE

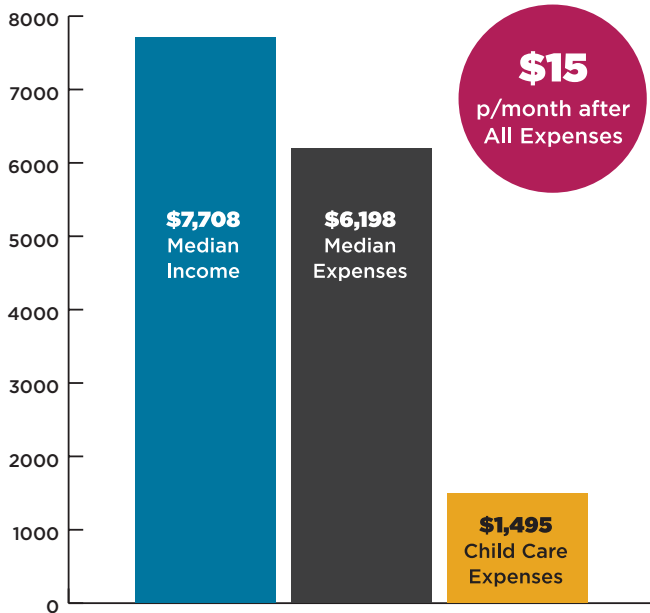
WHAT DOES THAT LOOK LIKE IN YOUR COUNTY?



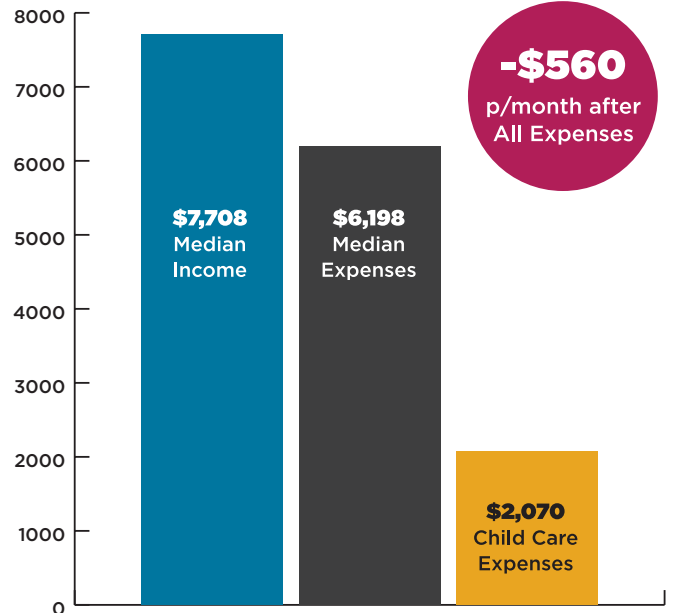
Wisconsin Early Childhood Association partnered with the Committee for Economic Development to develop a calculator tool that allows users to select their county and determine whether or not a family can access the licensed child care market after paying for basic monthly expenses.

This real-life simulation using accurate cost and economic data incorporates median county income and allows users to select a number of criteria. This includes number of children, type of care, and basic expenses like utilities, food, housing, vehicles, and insurance. The result is how much is left over after paying for those basic expenses. Not surprisingly, child care costs send far too many Wisconsin families into the red each month.

Dunn County Family Child Care Scenario: 1 Infant and 1 3-Year-Old



Dunn County Group Child Care Scenario: 1 Infant and 1 3-Year-Old



Scan the code with your smartphone's camera to visit the website and use the calculator yourself. Or, visit <https://weca.info/AffordCalculator>.



WISCONSIN FAMILIES STRUGGLE TO AFFORD CHILD CARE

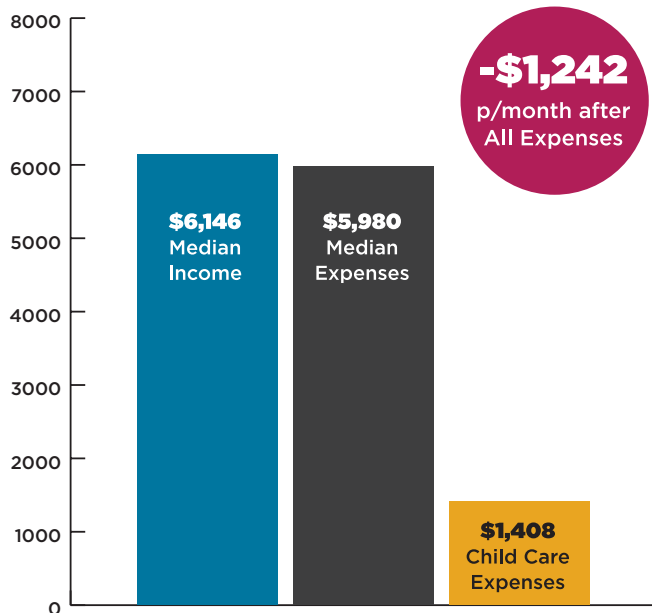
WHAT DOES THAT LOOK LIKE IN YOUR COUNTY?



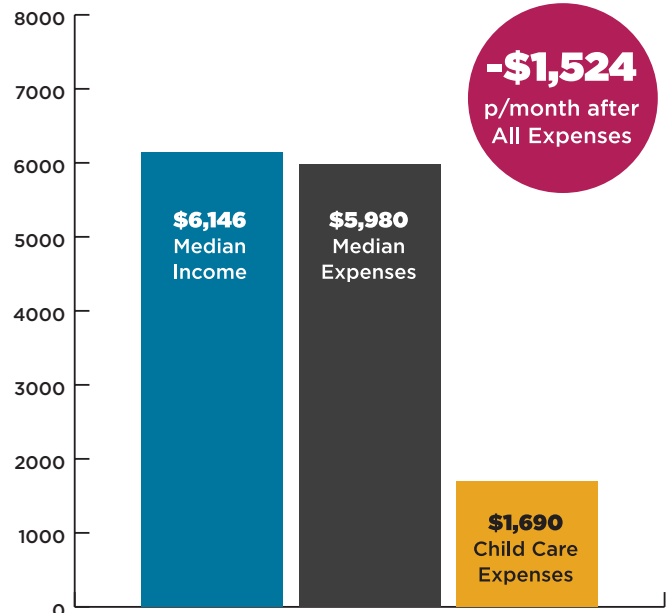
Wisconsin Early Childhood Association partnered with the Committee for Economic Development to develop a calculator tool that allows users to select their county and determine whether or not a family can access the licensed child care market after paying for basic monthly expenses.

This real-life simulation using accurate cost and economic data incorporates median county income and allows users to select a number of criteria. This includes number of children, type of care, and basic expenses like utilities, food, housing, vehicles, and insurance. The result is how much is left over after paying for those basic expenses. Not surprisingly, child care costs send far too many Wisconsin families into the red each month.

Burnett County Family Child Care Scenario: 1 Infant and 1 3-Year-Old



Burnett County Group Child Care Scenario: 1 Infant and 1 3-Year-Old



Scan the code with your smartphone's camera to visit the website and use the calculator yourself. Or, visit <https://weca.info/AffordCalculator>.



WISCONSIN FAMILIES STRUGGLE TO AFFORD CHILD CARE

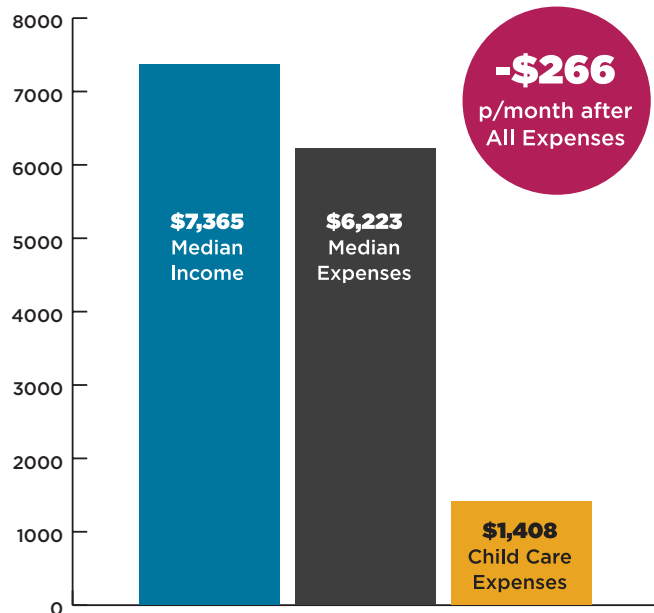
WHAT DOES THAT LOOK LIKE IN YOUR COUNTY?



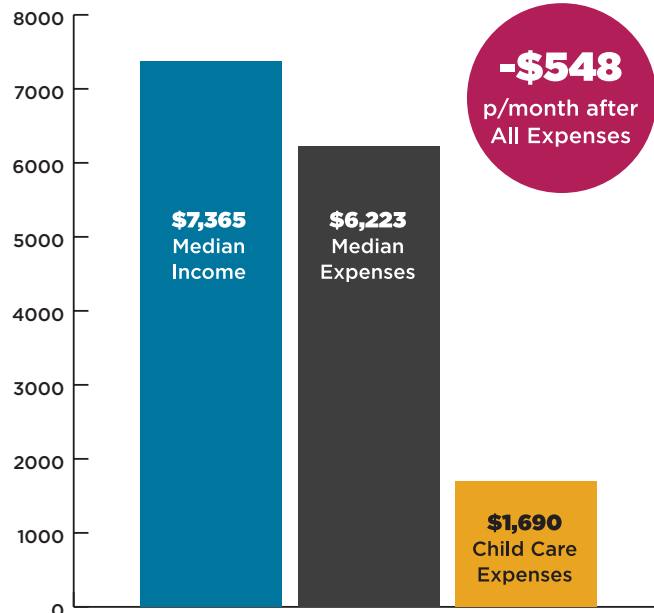
Wisconsin Early Childhood Association partnered with the Committee for Economic Development to develop a calculator tool that allows users to select their county and determine whether or not a family can access the licensed child care market after paying for basic monthly expenses.

This real-life simulation using accurate cost and economic data incorporates median county income and allows users to select a number of criteria. This includes number of children, type of care, and basic expenses like utilities, food, housing, vehicles, and insurance. The result is how much is left over after paying for those basic expenses. Not surprisingly, child care costs send far too many Wisconsin families into the red each month.

Polk County Family Child Care Scenario: 1 Infant and 1 3-Year-Old



Polk County Group Child Care Scenario: 1 Infant and 1 3-Year-Old



Scan the code with your smartphone's camera to visit the website and use the calculator yourself. Or, visit <https://weca.info/AffordCalculator>.



WISCONSIN FAMILIES STRUGGLE TO AFFORD CHILD CARE

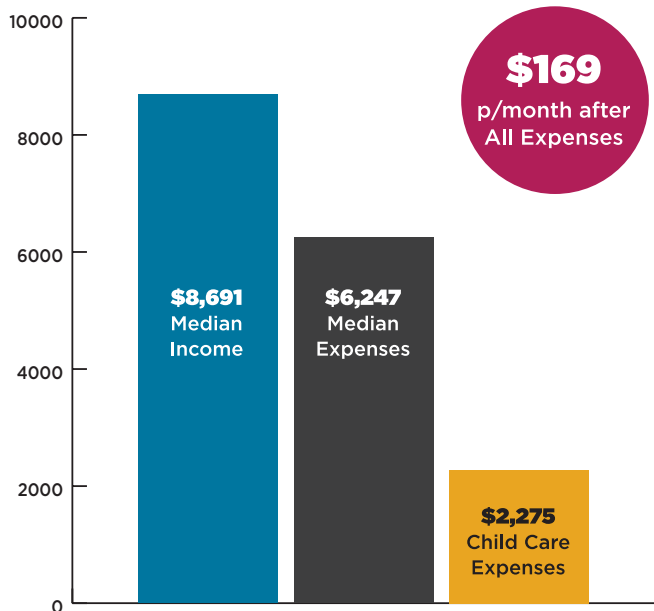
WHAT DOES THAT LOOK LIKE IN YOUR COUNTY?



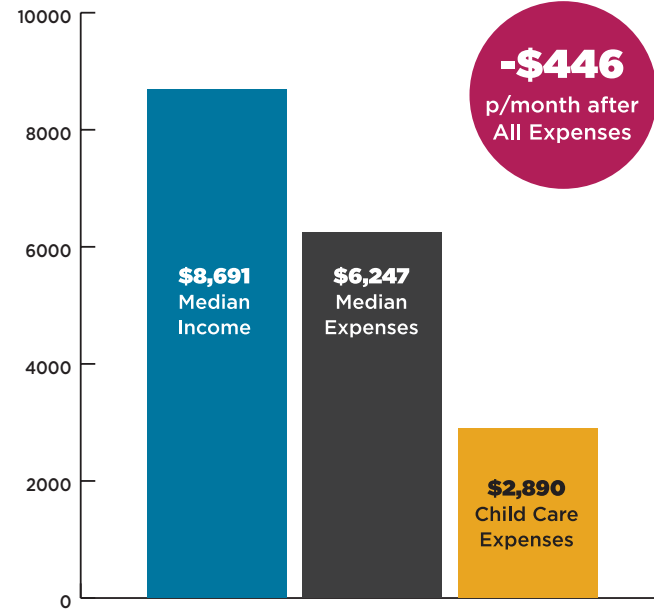
Wisconsin Early Childhood Association partnered with the Committee for Economic Development to develop a calculator tool that allows users to select their county and determine whether or not a family can access the licensed child care market after paying for basic monthly expenses.

This real-life simulation using accurate cost and economic data incorporates median county income and allows users to select a number of criteria. This includes number of children, type of care, and basic expenses like utilities, food, housing, vehicles, and insurance. The result is how much is left over after paying for those basic expenses. Not surprisingly, child care costs send far too many Wisconsin families into the red each month.

Eau Claire County Family Child Care Scenario: 1 Infant and 1 3-Year-Old



Eau Claire County Group Child Care Scenario: 1 Infant and 1 3-Year-Old



Scan the code with your smartphone's camera to visit the website and use the calculator yourself. Or, visit <https://weca.info/AffordCalculator>.

